



EBV Summary - Hazeldean | Gumbowie Bull Sale - 14 February 2012


Lot No	Animal ID	Sire ID	DECEMBER 2011 ANGUS GROUP BREEDPLAN EBV TABLE																	Index Values			
			DIR	DTRS	GL	BWT	200	400	600	MWt	MLK	SS	DC	CWT	EMA	Rib	Rump	RBY	IMF	LF CAAB	HGFS	SFD	TERM
1	F1101	TE MANIA BERKELY VTMB1	+22	+23	-7.3	+46	+48	+85	+106	+108	+6	+1.4	-35	+63	+57	+06	+03	+1	+1.5	+\$111	+\$94	+\$82	+\$82
2	F1108	TE MANIA BERKELY VTMB1	+1.1	+22	-4.8	+54	+46	+83	+105	+105	+11	+1.8	-5	+56	+26	+1	+08	-0.2	+1.4	+\$101	+\$84	+\$73	+\$73
3	F1111	HAZELDEAN D1260	+21	+1.7	-	+29	+36	+68	+85	-	+11	-	-	+51	+3	+01	+01	+04	+1.2	+\$90	+\$74	+\$66	+\$62
4	F1112	TE MANIA BERKELY VTMB1	+4	+39	-7.1	+37	+49	+89	+110	+102	+13	+29	-4.3	+64	+4.5	-01	-08	+05	+2.1	+\$126	+\$98	+\$88	+\$81
5	F1120	WKREPLAY USA16154968	+04	-04	-4.7	+5	+49	+92	+112	-	+16	+1.7	-	+62	+37	-1.8	-1	+1.1	+0.6	+\$101	+\$94	+\$87	+\$82
6	F1121	HAZELDEAN D1260	-4.7	+02	-	+85	+48	+85	+106	-	+16	+25	-	+54	+3.2	-1	+01	+09	+0.8	+\$89	+\$82	+\$73	+\$78
7	F1124	WKREPLAY USA16154968	+1.5	+01	-3.6	+4.4	+45	+81	+98	-	+13	+24	-	+56	+3.9	+0.2	-0.3	+0.3	+1.6	+\$106	+\$83	+\$77	+\$71
8	F1138	LAWSONS DINKY DI VLYZ191	+35	+2	-29	+25	+36	+68	+86	+62	+14	+2	-4.1	+50	+5.1	-01	-01	+0.7	+1.4	+\$105	+\$83	+\$73	+\$67
9	F1145	TE MANIA BERKELY VTMB1	+1.7	+26	-5.4	+4.7	+43	+80	+101	+99	+9	+1.7	-4.8	+56	+4.9	+0.1	-0.4	+0.7	+1.7	+\$111	+\$90	+\$78	+\$76
10	F203	TE MANIA INFINITY NZEO4379	+08	+1.3	-3.5	+4.7	+40	+79	+98	+86	+7	+2.7	-4.9	+60	+6.7	+0.8	+1.2	+0.1	+2.8	+\$129	+\$89	+\$78	+\$76
11	F205	LAWSONS DINKY DI VLYZ191	+27	+1.4	-4	+3.1	+46	+84	+104	+76	+16	+1.4	-4.4	+64	+5.9	-0.4	-0.3	+0.8	+1.8	+\$124	+\$96	+\$87	+\$80
12	F209	WKREPLAY USA16154968	+03	-0.9	-4	+4.9	+49	+83	+103	+80	+16	+1.9	-	+57	+4.9	-0.4	-0.2	+0.9	+1.4	+\$111	+\$90	+\$82	+\$78
13	F1001	HAZELDEAN D1286	+1	+1.2	-	+3.8	+40	+65	+80	+63	-	-	-	+44	+3.5	+1.2	+1.1	+0.3	+1.1	+\$87	+\$72	+\$64	+\$60
14	F1005	WKREPLAY USA16154968	+1	+0.3	-4.8	+4.8	+46	+77	+99	+87	+10	+1.7	-	+46	+2.5	+0.9	+1	-0.4	+1.1	+\$94	+\$78	+\$67	+\$68
15	F1029	BR MDLAND USA13898124	+28	+23	-7.1	+3.9	+44	+78	+96	+87	+7	+1.6	-4.7	+52	+3.4	+0.6	+1	-0.5	+1.8	+\$105	+\$80	+\$71	+\$67
16	F1038	TE MANIA INFINITY NZEO4379	+0.9	+1.9	-4	+4	+43	+85	+103	+87	+9	+2.7	-3.8	+63	+4.7	+0.4	+0.5	-	+2.2	+\$120	+\$88	+\$80	+\$75
17	F1044	LAWSONS DINKY DI VLYZ191	+4.5	+3.1	-4.6	+2	+42	+74	+95	+73	+17	+2.2	-3.7	+56	+5	-0.2	-0.8	+0.7	+1.6	+\$114	+\$89	+\$79	+\$72
18	F1049	LT 598BANDO 9074	+1.7	+2.5	-4.7	+4	+47	+79	+103	+84	+15	+1.9	-4.9	+55	+1.7	+1.1	+0.3	-0.7	+1.6	+\$108	+\$82	+\$71	+\$68
19	F1055	HAZELDEAN D1204	+3.3	+1.8	-	+1.9	+38	+71	+86	-	-	-	-	+52	+1.9	-0.8	-0.9	+0.3	+0.5	+\$81	+\$70	+\$67	+\$59
20	F1063	LAWSONS DINKY DI VLYZ191	+3.7	+2.7	-3.6	+2.3	+42	+77	+97	+77	+16	+2.7	-4.5	+59	+4.6	-1.1	-1	+0.7	+1.7	+\$115	+\$91	+\$81	+\$73
21	F1067	TE MANIA BERKELY VTMB1	+0.9	+2.4	-7.2	+6.8	+51	+92	+114	+110	+11	+2.7	-5.8	+56	+3.6	+0.5	+0.2	+0.3	+1.4	+\$112	+\$95	+\$85	+\$82
 AVERAGE EBVS FOR 2012 HAZELDEAN GUMBOWIE SALE BULLS			DIR	DTRS	GL	BWT	200	400	600	MWt	MLK	SS	DC	CWT	EMA	Rib	Rump	RBY	IMF	LF CAAB	HGFS	SFD	TERM
			+1.6	+1.6	-3.9	+4	+43	+77.5	+96.9	+60.7	+106	+1.8	-2.9	+56	+3.9	+0.2	+0.2	+0.3	+1.5	+\$106.4	+\$85.1	+\$75.6	+\$72.2

EBV Summary - Hazeldean | Gumbowie Bull Sale - 14 February 2012

Lot No	Animal ID	Sire ID	DECEMBER 2011 ANGUS GROUP BREEDPLAN EBV TABLE																	Index Values			
			DIR	DTRS	GL	BWT	200	400	600	MWt	MLK	SS	DC	CWT	EMA	Rib	Rump	RBY	IMF	LF CAAB	HGFS	SFD	TERM
22	F1083	HAZELDEAN D1286	-01	+1.4	-	+57	+52	+74	+94	-	-	-	-	+52	+1.6	-05	-	+02	-	+\$86	+\$74	+\$66	+\$65
23	F1089	LT 598BANDO 9074	-06	+1.5	-24	+48	+41	+83	+99	+74	+18	+2	-4.7	+55	+29	+09	+04	-05	+1.7	+\$107	+\$79	+\$75	+\$67
24	F1094	LT 598BANDO 9074	+04	+25	-28	+49	+48	+89	+110	+92	+17	+25	-3	+64	+32	-01	-05	+03	+1.6	+\$115	+\$90	+\$83	+\$78
25	F1004	TE MANIA BERKELY VTMB1	+1.1	+21	-5	+57	+49	+92	+114	+108	+9	+25	-4.6	+61	+39	-	-07	+01	+23	+\$126	+\$94	+\$84	+\$81
26	F1023	TE MANIA BERKELY VTMB1	+28	+31	-5.2	+41	+45	+79	+105	+103	+12	+28	-3.5	+61	+6.1	+0.3	-0.2	+0.7	+2.4	+\$128	+\$97	+\$81	+\$81
27	F1079	TE MANIA BERKELY VTMB1	+23	+22	-6.9	+4.4	+50	+97	+119	+118	+14	+26	-4.3	+72	+6.1	-0.7	-1.1	+1	+2.1	+\$132	+\$106	+\$96	+\$90
28	F1000	BR MDLAND USA13898124	+3.2	+2.3	-6.8	+3.6	+41	+71	+90	+82	+7	+1.5	-5.1	+46	+3.3	+1.4	+2	-0.9	+2.1	+\$105	+\$75	+\$65	+\$62
29	F1002	LAWSON'S DINKY DI VLYZ191	+4.3	+2.2	-3.2	+1	+35	+67	+84	+61	+18	+2	-3.7	+51	+4.8	+0.4	+0.3	+0.2	+1.9	+\$109	+\$80	+\$72	+\$63
30	F1003	TE MANIA BERKELY VTMB1	+4.1	+3.3	-7.7	+2.3	+44	+77	+96	+86	+7	+2.6	-5.3	+58	+5.1	+0.3	+0.4	+0.4	+2.4	+\$122	+\$91	+\$79	+\$73
31	F1007	LAWSON'S DINKY DI VLYZ191	+4.4	+2.2	-4.9	+0.9	+41	+78	+98	+83	+17	+1.6	-4.8	+64	+4.9	-	-0.1	+0.1	+2.3	+\$121	+\$89	+\$79	+\$72
32	F1014	LAWSON'S DINKY DI VLYZ191	+3.8	+2.7	-4.5	+1.8	+41	+73	+87	+49	+16	+1.1	-5.2	+52	+4.5	+0.9	+1.1	-0.2	+2.1	+\$117	+\$82	+\$77	+\$64
33	F1016	TE MANIA INFINITY NZEO4379	+1.4	+0.4	-5	+2.5	+39	+71	+87	+71	+9	+2.5	-4.4	+50	+3.7	-0.5	+0.2	+0.3	+1.6	+\$99	+\$77	+\$69	+\$64
34	F1021	WKREPLAY USA16154968	+4.1	+2.7	-3.9	+1.7	+38	+67	+82	-	+15	+2.6	-	+49	-	-	-	-	-	+\$96	+\$76	+\$68	+\$60
35	F1046	HAZELDEAN D174	+2.2	+2.1	-	+4.8	+37	+68	+91	-	-	-	-	+49	+3.6	-0.6	+0.4	+0.1	+1.8	+\$106	+\$78	+\$66	+\$66
36	F1053	TE MANIA INFINITY NZEO4379	+1.1	+1.5	-3.5	+3.6	+39	+75	+92	+79	+9	+2.3	-3.1	+55	+4	+0.1	+0.1	+0.3	+1.7	+\$104	+\$79	+\$71	+\$68
37	F1065	HAZELDEAN D174	+3.4	+2.1	-	+4	+41	+75	+95	-	-	-	-	+54	+3.6	-0.2	-0.1	+0.1	+1.7	+\$109	+\$81	+\$73	+\$68
38	F1081	WKREPLAY USA16154968	+3.4	+1	-4	+1.5	+35	+65	+79	-	+10	+1.8	-	+47	+3.5	+0.1	+0.1	+0.5	+1	+\$83	+\$71	+\$64	+\$59
39	F1084	TE MANIA BERKELY VTMB1	+1.5	+2.1	-5.7	+4.5	+43	+80	+99	+98	+10	+2.4	-4.2	+57	+5.6	+1.3	+0.6	+0.5	+2.1	+\$115	+\$89	+\$79	+\$76
40	F1087	LEACHMAN BOOMTIME USA13361440	-4.7	+0.2	-1.6	+6.3	+49	+84	+102	+94	+14	+1.5	-5.9	+58	+1	+1.1	+1	-0.8	+1.5	+\$88	+\$70	+\$64	+\$66
41	F1090	HAZELDEAN D1204	+4.3	+1.8	-6.3	+0.4	+33	+62	+76	-	+16	-	-3.1	+46	+3.4	+0.2	-	+0.1	+0.8	+\$85	+\$68	+\$64	+\$54
42	F1093	TE MANIA BERKELY VTMB1	+1.2	+3.1	-6.3	+5.9	+48	+86	+109	+108	+7	+2.1	-5.3	+57	+3.8	-0.5	-0.6	+0.7	+1.3	+\$107	+\$93	+\$80	+\$80
 AVERAGE EBVS FOR 2012 HAZELDEAN GUMBOWIE SALE BULLS			DIR	DTRS	GL	BWT	200	400	600	MWt	MLK	SS	DC	CWT	EMA	Rib	Rump	RBY	IMF	LF CAAB	HGFS	SFD	TERM
			+1.6	+1.6	-3.9	+4	+43	+77.5	+96.9	+60.7	+106	+1.8	-2.9	+56	+3.9	+0.2	+0.2	+0.3	+1.5	+\$106.4	+\$85.1	+\$75.6	+\$72.2

EBV Summary - Hazeldean | Gumbowie Bull Sale - 14 February 2012

Lot No	Animal ID	Sire ID	DECEMBER 2011 ANGUS GROUP BREEDPLAN EBV TABLE																	Index Values			
			DIR	DTRS	GL	BWT	200	400	600	MWt	MLK	SS	DC	CWT	EMA	Rib	Rump	RBY	IMF	LF CAAB	HGFS	SFD	TERM
43	F1097	TE MANIA BERKELY VTMB1	+2	+33	-56	+48	+48	+86	+109	+111	+10	+22	-55	+62	+44	+01	+02	+07	+1.7	+\$115	+\$97	+\$83	+\$82
44	F1100	WKREPLAY USA16154968	+06	+01	-41	+43	+45	+75	+94	-	+8	+1.9	-	+52	+44	+02	-02	+09	+1	+\$94	+\$84	+\$73	+\$72
45	F1115	LEACHMAN BOOMTIME USA13361440	+05	+35	-22	+44	+48	+78	+103	+86	+18	+24	-47	+61	+24	+04	+06	-	+1	+\$100	+\$86	+\$74	+\$72
46	F1139	WKREPLAY USA16154968	+1.7	-03	-49	+4	-	-	-	-	+14	+21	-	+53	-	-	-	-	-	+\$103	+\$86	+\$76	+\$73
47	F201	TE MANIA INFINITY NZEO4379	+1.2	+1	-36	+32	+36	+79	+98	+85	+7	+24	-45	+58	+58	+04	+08	+03	+2	+\$116	+\$87	+\$76	+\$74
48	F212	WKREPLAY USA16154968	-1.7	-07	-3	+7.4	+52	+89	+113	-	-	+23	-	+57	+4	-03	-03	+06	+1.4	+\$108	+\$91	+\$79	+\$82
49	F1012	TE MANIA BERKELY VTMB1	+38	+25	-7	+2	+44	+81	+98	+79	+13	+3	-59	+56	+4.3	+1.6	+09	-	+1.9	+\$116	+\$90	+\$82	+\$72
50	F1015	LT 598BANDO 9074	+26	+23	-53	+31	+46	+98	+122	+116	+17	+24	-59	+76	+5.6	-05	-04	+1	+1.1	+\$120	+\$108	+\$96	+\$91
51	F1078	HAZELDEAN D1286	-1.9	+03	-	+64	+48	+79	+100	-	-	-	-	+52	+4.5	+1.8	+1.6	+03	+07	+\$91	+\$80	+\$70	+\$74
52	F1085	WKREPLAY USA16154968	+1.4	-05	-29	+34	+37	+67	+85	-	+10	+1.5	-	+49	+5.7	+09	+06	+07	+1	+\$91	+\$77	+\$67	+\$67
53	F1109	WKREPLAY USA16154968	-02	+08	-24	+58	+46	+77	+103	-	+10	+1.5	-	+56	+5.6	+07	+05	+09	+1.2	+\$103	+\$89	+\$73	+\$80
54	F1130	HAZELDEAN D1286	-1.2	+05	-	+64	+50	+86	+104	+86	-	-	-	+57	+29	-01	-	+05	+08	+\$94	+\$81	+\$76	+\$74
55	F206	LEACHMAN BOOMTIME USA13361440	-23	+05	-21	+48	+46	+79	+103	+84	+17	+1.8	-4.7	+59	+31	+08	+04	-	+1.3	+\$100	+\$81	+\$70	+\$72

	AVERAGE EBVS FOR 2012 HAZELDEAN GUMBOWIE SALE BULLS	DIR	DTRS	GL	BWT	200	400	600	MWt	MLK	SS	DC	CWT	EMA	Rib	Rump	RBY	IMF	LF CAAB	HGFS	SFD	TERM
				+1.6	+1.6	-39	+4	+43	+77.5	+96.9	+60.7	+106	+1.8	-29	+56	+39	+02	+02	+03	+1.5	+\$106.4	+\$85.1